

# LSC COURSE

WM (P), GM (P), LM (P), SF, WM (P), LM (P), SF

# 1

## Wind Direction

This course can be used with any wind direction as all the markers are moveable.



The Design Lab, March 2013. Please contact studio@thedesignlab.co.uk with alterations or improvement suggestions.

# LSC COURSE

WM (S), GM (S), LM (S), SF, WM (S), LM (S), SF

# 2

## Wind Direction

This course can be used with any wind direction as all the markers are moveable.



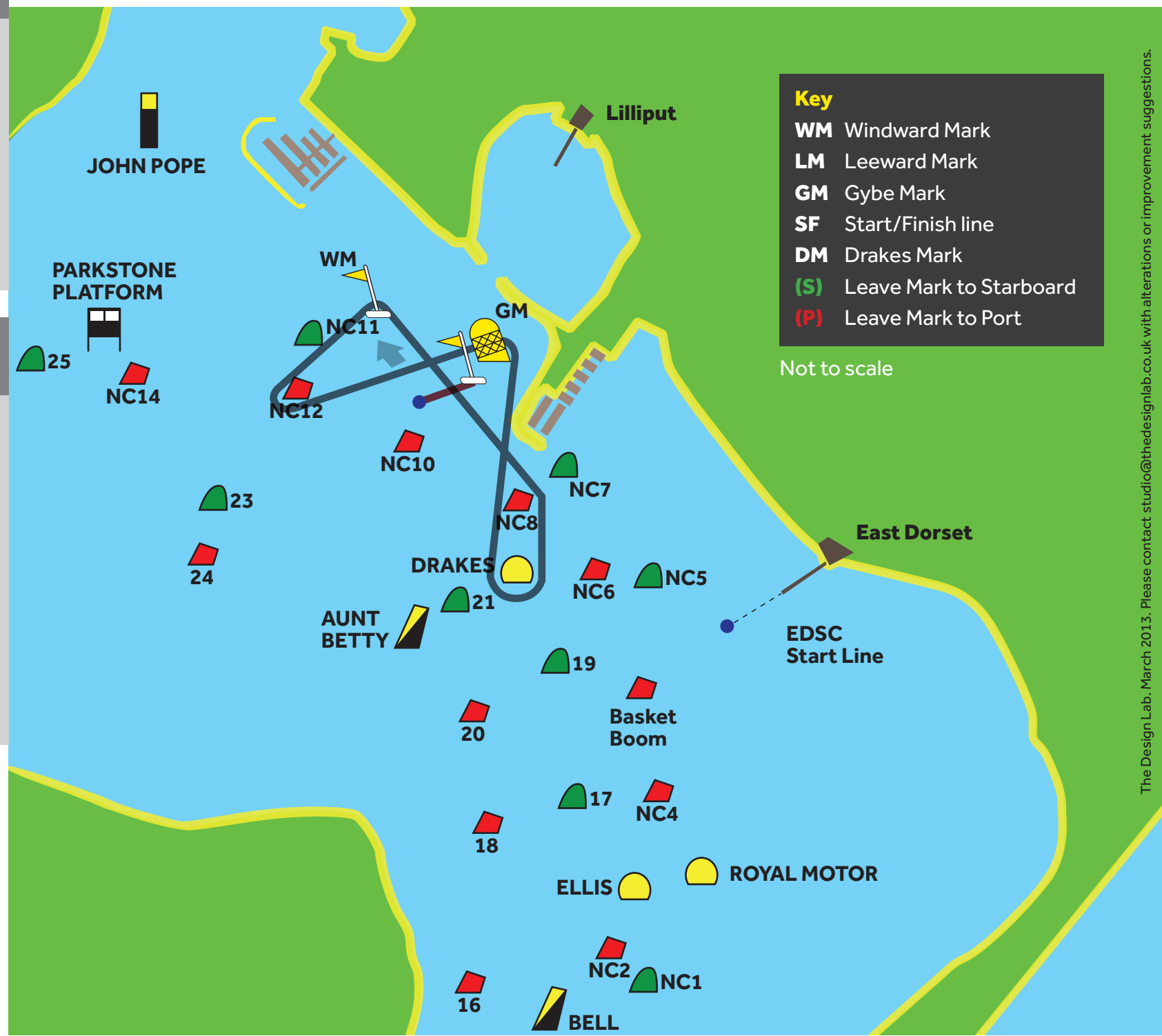
The Design Lab, March 2013. Please contact studio@thedesigndesignlab.co.uk with alterations or improvement suggestions.

# LSC COURSE

WM (P), NC12 (P), GM (S), DM (P), NC8 (P), SF

# 3

## Wind Direction



**Key**

- WM** Windward Mark
- LM** Leeward Mark
- GM** Gybe Mark
- SF** Start/Finish line
- DM** Drakes Mark
- (S)** Leave Mark to Starboard
- (P)** Leave Mark to Port

Not to scale

# LSC COURSE

WM (P), NC11 (P), GM (S), NC10 (P), NC8 (P), SF

# 4

## Wind Direction



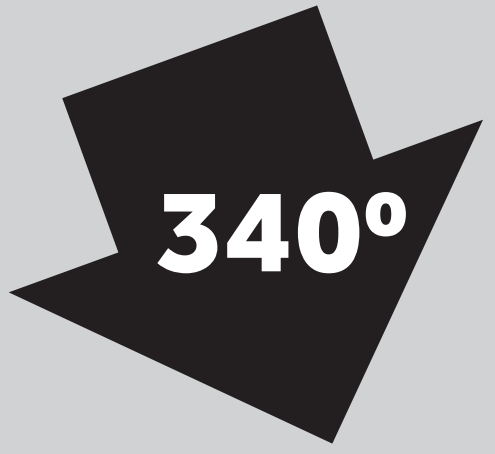
The Design Lab, March 2013. Please contact studio@thedesigntlab.co.uk with alterations or improvement suggestions.

# LSC COURSE

WM (P), NC12 (P), GM (S), DM (S), SF

# 5

## Wind Direction



# 340°

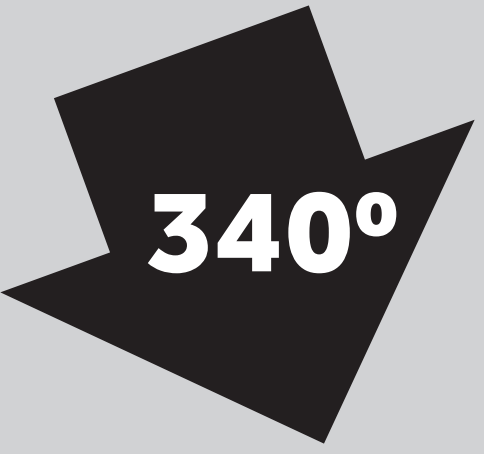


# LSC COURSE

**WM (P), GM (P), DM (P), SF, WM (P), DM (P), SF**

# 6

## Wind Direction



# LSC COURSE

WM (S), NC6 (S), LM (S) SF, WM (S), LM (S), SF

# 7

## Wind Direction



The Design Lab, March 2013. Please contact studio@thedesigndesignlab.co.uk with alterations or improvement suggestions.

# LSC COURSE

WM (S), NC6 (S), LM (S), NC8 (P), NC10 (S), SF

# 8

## Wind Direction



**Key**

- WM** Windward Mark
- LM** Leeward Mark
- GM** Gybe Mark
- SF** Start/Finish line
- DM** Drakes Mark
- (S)** Leave Mark to Starboard
- (P)** Leave Mark to Port

Not to scale



# LSC COURSE

WM (S), NC8 (S), LM (S), SF, WM (S), LM (S), SF

# 9

## Wind Direction



The Design Lab, March 2013. Please contact studio@thedesigndesignlab.co.uk with alterations or improvement suggestions.

# LSC COURSE

## NC11 (S), GM (S), NC10 (P), LM (P), SF

# 10

### Wind Direction



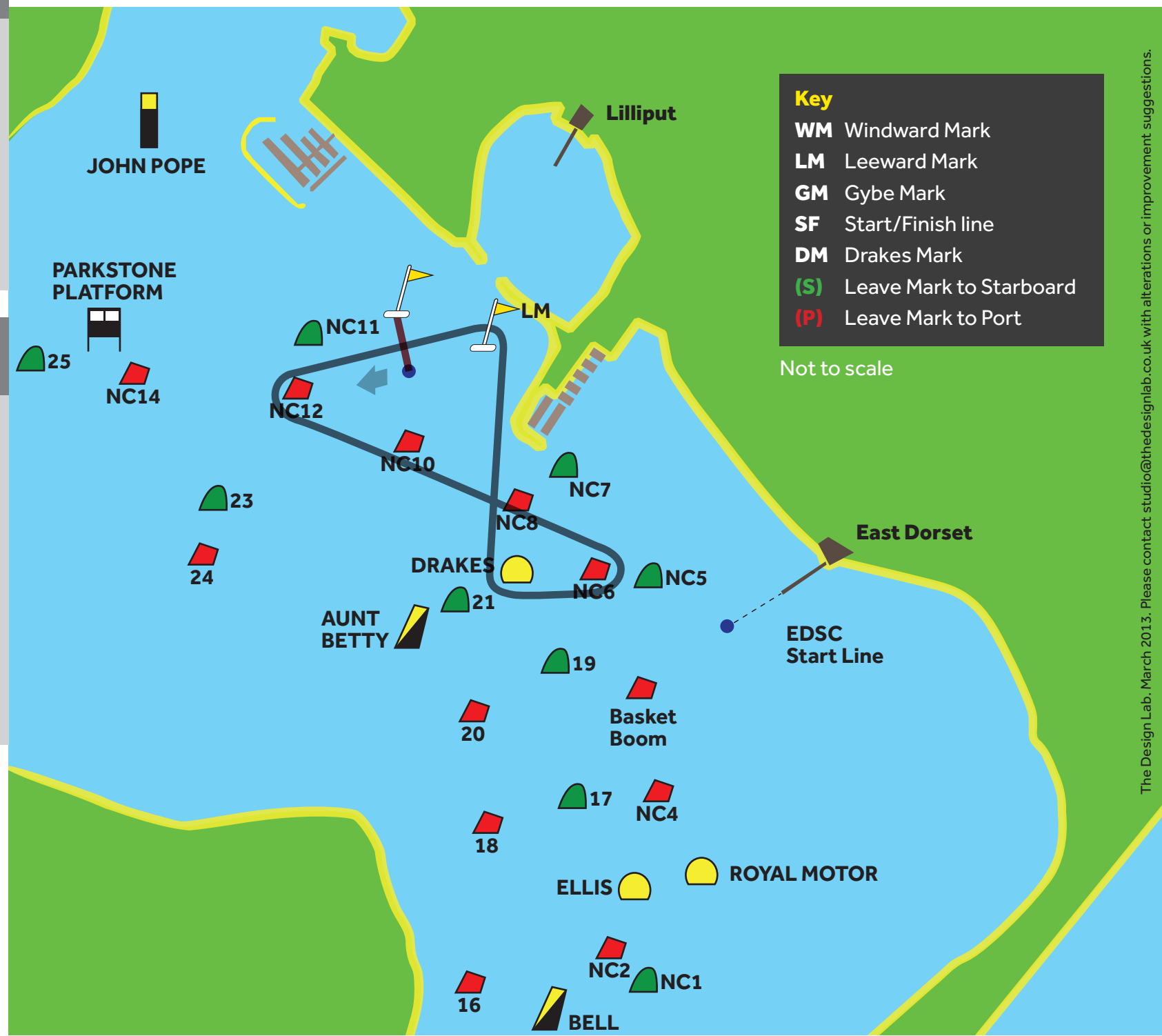
The Design Lab, March 2013. Please contact studio@thedesignlab.co.uk with alterations or improvement suggestions.

# LSC COURSE

NC12 (P), NC6 (S), DM (S), LM (P), SF

# 11

## Wind Direction



# LSC COURSE

NC12 (P), NC10 (S), DM (P), LM (P), SF

# 12

## Wind Direction

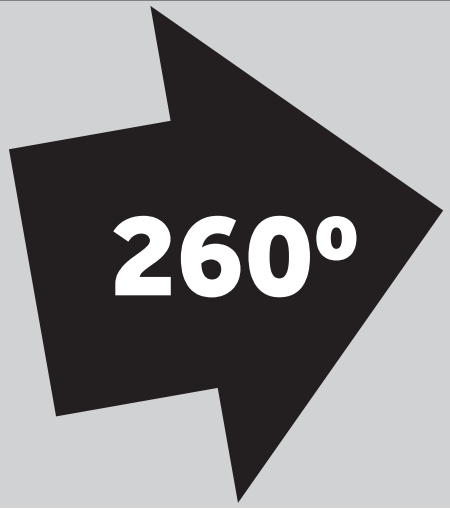


# LSC COURSE

NC14 (P), NC12 (P), GM(S), NC10 (P), LM (P), SF

# 13

## Wind Direction



The Design Lab, March 2013. Please contact studio@thedesigntlab.co.uk with alterations or improvement suggestions.

# LSC COURSE

WM (P), DM (P), LM (P), SF, WM (P), LM (P), SF

# 14

## Wind Direction



The Design Lab, March 2013. Please contact studio@thedesignlab.co.uk with alterations or improvement suggestions.

# LSC COURSE

**WM (P), NC8 (P), LM (P), SF, WM (P), LM (P), SF**

# 15

## Wind Direction



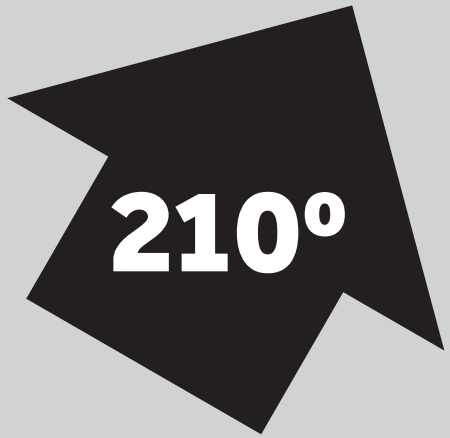
The Design Lab, March 2013. Please contact studio@thedesignlab.co.uk with alterations or improvement suggestions.

# LSC COURSE

NC10 (P), NC8 (S), DM (P), NC6 (P) LM (P), SF

# 16

## Wind Direction






# LSC COURSE

**WM (P), NC6 (P), LM (P), SF, WM (P), LM (P), SF**

# 17

## Wind Direction




# LSC COURSE

# DM (P), GM (P), NC12 (S), LM (S), SF

# 18

## Wind Direction

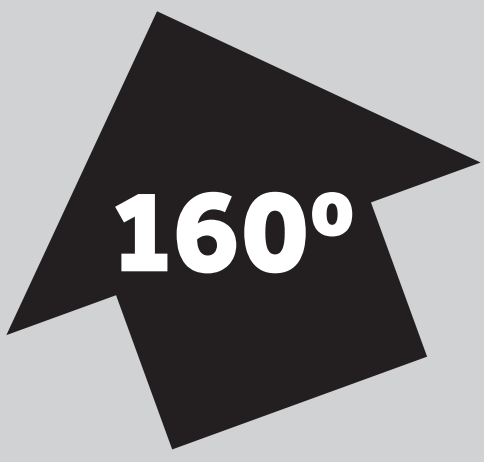


# LSC COURSE

DM (S), GM (S), LM (S), SF, DM (S), LM (S), SF

# 19

## Wind Direction

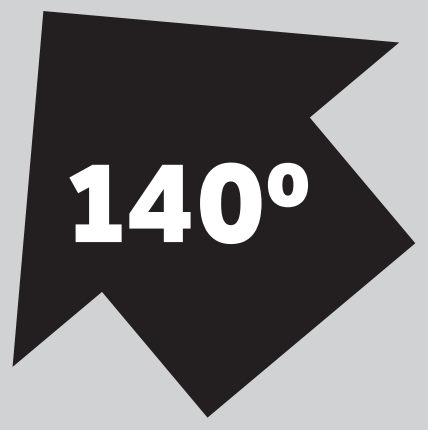


# LSC COURSE

NC6 (S), DM (S), GM (P), NC10 (S), LM (S), SF

# 20

## Wind Direction



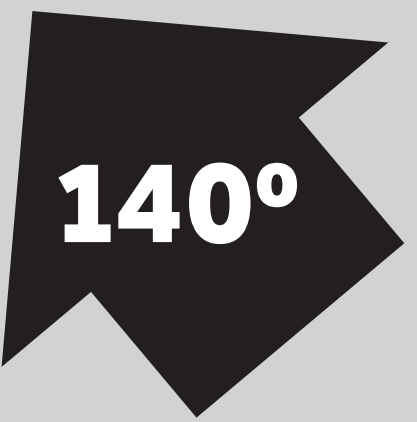
The Design Lab, March 2013. Please contact studio@thedesignlab.co.uk with alterations or improvement suggestions.

# LSC COURSE

NC8 (S), DM (S), GM (P), NC12 (S), LM (S), SF

# 21

## Wind Direction



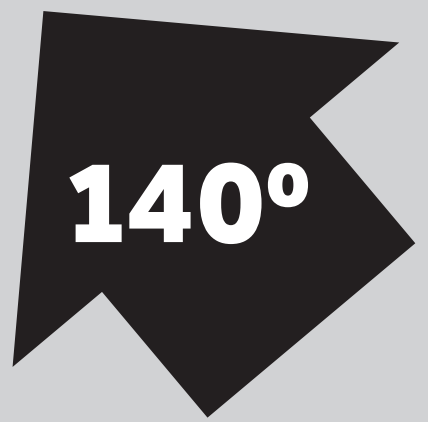
The Design Lab, March 2013. Please contact studio@thedesignlab.co.uk with alterations or improvement suggestions.

# LSC COURSE

NC8 (S), GM (S), LM (S), SF, NC8 (S), LM (S), SF

# 22

## Wind Direction

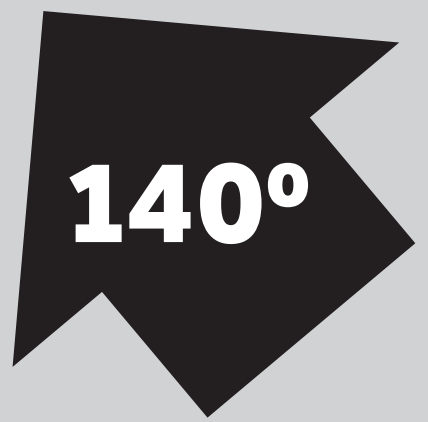


# LSC COURSE

NC8 (S), NC10 (S), GM (P), NC11 (S), LM (S), SF

# 23

Wind Direction



**Key**

- WM Windward Mark
- LM Leeward Mark
- GM Gybe Mark
- SF Start/Finish line
- DM Drakes Mark
- (S) Leave Mark to Starboard
- (P) Leave Mark to Port

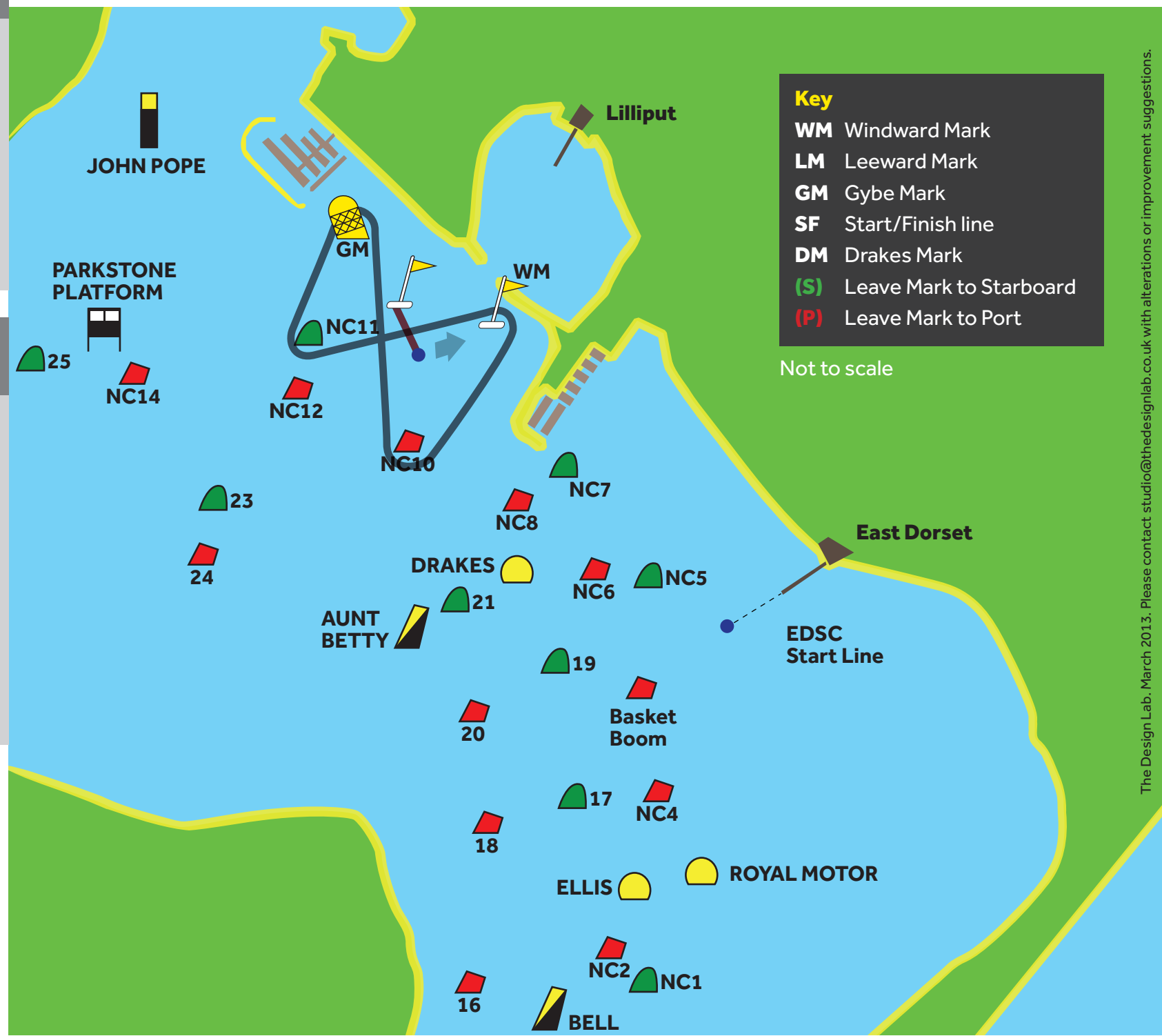
Not to scale

# LSC COURSE

WM (S), NC10 (S), GM (P), NC11 (P), SF

# 24

## Wind Direction





# LSC COURSE

WM (S), NC10(S), GM (P), NC12 (S), NC14 (S), SF

# 25

## Wind Direction



# LSC COURSE

WM (S), DM (S), NC10 (P), NC12 (S), SF

# 26

## Wind Direction



# LSC COURSE

WM (S), DM (P), NC6 (P), NC12 (S), SF

# 27

## Wind Direction



The Design Lab, March 2013. Please contact studio@thedesignlab.co.uk with alterations or improvement suggestions.

# LSC COURSE

**WM (P), GM (P), NC8 (P), SF, WM (P), NC8 (P), SF**

# 28

## Wind Direction



**Key**

- WM** Windward Mark
- LM** Leeward Mark
- GM** Gybe Mark
- SF** Start/Finish line
- DM** Drakes Mark
- (S)** Leave Mark to Starboard
- (P)** Leave Mark to Port

Not to scale

# LSC COURSE

WM(P) NC11(P) LM(P) SF WM(P) LM(P) SF

# 29

## Wind Direction



# 350°



The Design Lab, March 2013. Please contact studio@thedesigndesignlab.co.uk with alterations or improvement suggestions.

# LSC COURSE

WM(S) NC11(S) LM(S) SF WM(S) LM(S) SF

# 30

## Wind Direction

